





















# 35 200m Freestyle Women Final























Official

☰ Entries
☰ Heats
🏆 Summary
📄

Total
13 years
14 years
15 years
16 and older

Rank	Competitor	Age	Club	RT	PTS	Result
1	Botti Maya	15	United Swi...	0.76		<b>2:13.93</b> <span style="color: green;">-6.81</span> Entry: 2:20.74
	25m: 14.16	50m: 30.16 (16.00)	75m: 46.43 (16.27)			
	100m: 1:03.37 (16.94)	125m: 1:21.00 (17.63)	150m: 1:39.12 (18.12)			
	175m: 1:56.97 (17.85)	200m: 2:13.93 (16.96)				
2	Bell Sascha	17	Bay of Islan...	0.75		<b>2:15.63</b> <span style="color: green;">-4.84</span> Entry: 2:20.47
	25m: 15.09	50m: 31.90 (16.81)	75m: 48.90 (17.00)			
	100m: 1:06.17 (17.27)	125m: 1:23.64 (17.47)	150m: 1:41.17 (17.53)			
	175m: 1:58.62 (17.45)	200m: 2:15.63 (17.01)				
3	Field Tessa	31	Levin Swim...	0.72		<b>2:15.85</b> <span style="color: green;">-3.79</span> Entry: 2:19.64
	25m: 14.88	50m: 31.56 (16.68)	75m: 48.45 (16.89)			
	100m: 1:06.04 (17.59)	125m: 1:23.77 (17.73)	150m: 1:41.85 (18.08)			
	175m: 1:59.41 (17.56)	200m: 2:15.85 (16.44)				
4	Migounoff Lara	14	Pukekohe S...	0.67		<b>2:15.98</b> <span style="color: green;">-3.51</span> Entry: 2:19.49
	25m: 14.65	50m: 31.00 (16.35)	75m: 48.12 (17.12)			
	100m: 1:05.89 (17.77)	125m: 1:23.93 (18.04)	150m: 1:41.59 (17.66)			
	175m: 1:59.06 (17.47)	200m: 2:15.98 (16.92)				
5	Palmer Analiah	17	Papakura S...	0.72		<b>2:16.04</b> <span style="color: green;">-0.64</span> Entry: 2:16.68
	25m: 14.45	50m: 30.95 (16.50)	75m: 47.83 (16.88)			
	100m: 1:05.37 (17.54)	125m: 1:22.97 (17.60)	150m: 1:41.26 (18.29)			
	175m: 1:59.20 (17.94)	200m: 2:16.04 (16.84)				
6	Calcott Ashley	16	St Paul's S...	0.77		<b>2:16.43</b> <span style="color: green;">-4.51</span> Entry: 2:20.94
	25m: 15.73	50m: 32.90 (17.17)	75m: 49.83 (16.93)			
	100m: 1:07.20 (17.37)	125m: 1:24.56 (17.36)	150m: 1:42.27 (17.71)			
	175m: 1:59.65 (17.38)	200m: 2:16.43 (16.78)				
7	Schneider Elisa	16	Coast Swim...	0.70		<b>2:16.47</b> <span style="color: green;">-6.25</span> Entry: 2:22.72
	25m: 14.72	50m: 31.32 (16.60)	75m: 48.53 (17.21)			
	100m: 1:06.00 (17.47)	125m: 1:23.67 (17.67)	150m: 1:41.91 (18.24)			
	175m: 1:59.51 (17.60)	200m: 2:16.47 (16.96)				
8	Brock Claudia	16	Aquabladz NP	0.73		<b>2:17.01</b> <span style="color: green;">-1.62</span> Entry: 2:18.63
	25m: 14.63	50m: 31.11 (16.48)	75m: 48.04 (16.93)			
	100m: 1:05.40 (17.36)	125m: 1:23.31 (17.91)	150m: 1:41.79 (18.48)			
	175m: 1:59.65 (17.86)	200m: 2:17.01 (17.36)				
9	Evans Lucy	16	Pirates Swi...	0.84		<b>2:17.09</b> <span style="color: green;">-0.74</span> Entry: 2:17.83
	25m: 15.06	50m: 31.79 (16.73)	75m: 49.11 (17.32)			

	100m: 1:06.60 (17.49) 175m: 1:59.82 (17.58)	125m: 1:24.48 (17.88) 200m: 2:17.09 (17.27)	150m: 1:42.24 (17.76)		
10	 Bennett Claudine	15	 North Cant...	0.78	2:17.47 <b>-1.16</b> Entry: 2:18.63
	25m: 14.73 100m: 1:05.39 (17.59) 175m: 2:00.16 (18.21)	50m: 30.95 (16.22) 125m: 1:23.77 (18.38) 200m: 2:17.47 (17.31)	75m: 47.80 (16.85) 150m: 1:41.95 (18.18)		
11	 Welsh Charlotte	14	 North Shore...	0.79	2:17.79 <b>-5.77</b> Entry: 2:23.56
	25m: 14.76 100m: 1:06.24 (17.11) 175m: 1:59.99 (17.75)	50m: 31.94 (17.18) 125m: 1:23.75 (17.51) 200m: 2:17.79 (17.80)	75m: 49.13 (17.19) 150m: 1:42.24 (18.49)		
12	 Spalding Indie	14	 Porirua City...	0.74	2:17.82 <b>-4.01</b> Entry: 2:21.83
	25m: 14.54 100m: 1:05.53 (17.59) 175m: 2:00.58 (18.59)	50m: 30.78 (16.24) 125m: 1:23.72 (18.19) 200m: 2:17.82 (17.24)	75m: 47.94 (17.16) 150m: 1:41.99 (18.27)		
13	 Yuan Talia	14	 Howick Pak...	0.69	2:18.34 <b>-4.80</b> Entry: 2:23.14
	25m: 15.11 100m: 1:06.99 (17.73) 175m: 2:01.10 (17.93)	50m: 31.81 (16.70) 125m: 1:24.93 (17.94) 200m: 2:18.34 (17.24)	75m: 49.26 (17.45) 150m: 1:43.17 (18.24)		
14	 Murphy Rae	15	 Greymouth ...	0.68	2:18.69 <b>-5.09</b> Entry: 2:23.78
	25m: 15.05 100m: 1:07.22 (17.90) 175m: 2:01.16 (17.93)	50m: 32.05 (17.00) 125m: 1:25.18 (17.96) 200m: 2:18.69 (17.53)	75m: 49.32 (17.27) 150m: 1:43.23 (18.05)		
15	 Maltai-Spence Sophia	15	 Liz van Weli...	0.76	2:18.81 <b>-0.09</b> Entry: 2:18.90
	25m: 14.82 100m: 1:07.07 (18.10) 175m: 2:01.64 (18.36)	50m: 31.48 (16.66) 125m: 1:24.89 (17.82) 200m: 2:18.81 (17.17)	75m: 48.97 (17.49) 150m: 1:43.28 (18.39)		
16	 MacIntyre Millie	13	 Jasi Swim ...	0.76	2:19.00 <b>-5.98</b> Entry: 2:24.98
	25m: 14.97 100m: 1:06.83 (17.67) 175m: 2:01.56 (18.40)	50m: 31.86 (16.89) 125m: 1:24.96 (18.13) 200m: 2:19.00 (17.44)	75m: 49.16 (17.30) 150m: 1:43.16 (18.20)		
17	 Spooner Khloe	13	 Selwyn Swi...	0.77	2:19.23 <b>-5.14</b> Entry: 2:24.37
	25m: 15.67 100m: 1:08.18 (17.76) 175m: 2:02.14 (18.08)	50m: 32.76 (17.09) 125m: 1:26.04 (17.86) 200m: 2:19.23 (17.09)	75m: 50.42 (17.66) 150m: 1:44.06 (18.02)		
18	 Dale-Low Francesca	15	 Levin Swim...	0.68	2:19.50 <b>-1.40</b> Entry: 2:20.90
	25m: 14.60 100m: 1:05.80 (17.88) 175m: 2:01.58 (18.71)	50m: 30.87 (16.27) 125m: 1:24.06 (18.26) 200m: 2:19.50 (17.92)	75m: 47.92 (17.05) 150m: 1:42.87 (18.81)		
19	 Guthrie Camryn	15	 Liz van Weli...	0.79	2:20.13 <b>-1.72</b> Entry: 2:21.85
	25m: 14.99 100m: 1:05.89 (17.93) 175m: 2:01.24 (18.59)	50m: 31.46 (16.47) 125m: 1:24.07 (18.18) 200m: 2:20.13 (18.89)	75m: 47.96 (16.50) 150m: 1:42.65 (18.58)		

20	 Humphries Hadassah	15	 Tawa Swim...	0.74	2:20.26 <span style="color: green;">-1.56</span> Entry: 2:21.82
	25m: 15.43	50m: 32.45 (17.02)	75m: 50.07 (17.62)		
	100m: 1:08.02 (17.95)	125m: 1:26.31 (18.29)	150m: 1:44.77 (18.46)		
	175m: 2:02.94 (18.17)	200m: 2:20.26 (17.32)			
21	 Lietze Milly	14	 South Otag...	0.77	2:20.33 <span style="color: green;">-0.68</span> Entry: 2:21.01
	25m: 14.82	50m: 31.46 (16.64)	75m: 48.99 (17.53)		
	100m: 1:06.92 (17.93)	125m: 1:25.16 (18.24)	150m: 1:43.38 (18.22)		
	175m: 2:02.06 (18.68)	200m: 2:20.33 (18.27)			
22	 Packham Ana	14	 Waverley S...	0.82	2:20.34 <span style="color: green;">-4.32</span> Entry: 2:24.66
	25m: 15.55	50m: 32.57 (17.02)	75m: 50.06 (17.49)		
	100m: 1:07.95 (17.89)	125m: 1:25.86 (17.91)	150m: 1:44.05 (18.19)		
	175m: 2:02.43 (18.38)	200m: 2:20.34 (17.91)			
23	 Singleton Alahna	17	 Ice Breaker ...	0.69	2:20.85 <span style="color: red;">+4.90</span> Entry: 2:15.95
	25m: 14.36	50m: 30.88 (16.52)	75m: 47.92 (17.04)		
	100m: 1:05.60 (17.68)	125m: 1:23.78 (18.18)	150m: 1:42.73 (18.95)		
	175m: 2:01.80 (19.07)	200m: 2:20.85 (19.05)			
24	 Watt Keira	13	 Wharenui S...	0.84	2:21.44 <span style="color: green;">-3.63</span> Entry: 2:25.07
	25m: 15.22	50m: 31.89 (16.67)	75m: 49.63 (17.74)		
	100m: 1:08.04 (18.41)	125m: 1:26.56 (18.52)	150m: 1:45.34 (18.78)		
	175m: 2:03.95 (18.61)	200m: 2:21.44 (17.49)			
25	 Bell Layla	14	 Bay of Islan...	0.76	2:21.56 <span style="color: green;">-2.01</span> Entry: 2:23.57
	25m: 15.50	50m: 32.82 (17.32)	75m: 50.66 (17.84)		
	100m: 1:08.89 (18.23)	125m: 1:27.30 (18.41)	150m: 1:45.52 (18.22)		
	175m: 2:03.94 (18.42)	200m: 2:21.56 (17.62)			
26	 Roberts Heidi	17	 Matamata ...	0.81	2:21.59 <span style="color: green;">-0.36</span> Entry: 2:21.95
	25m: 15.80	50m: 33.05 (17.25)	75m: 50.89 (17.84)		
	100m: 1:09.10 (18.21)	125m: 1:27.25 (18.15)	150m: 1:45.69 (18.44)		
	175m: 2:03.91 (18.22)	200m: 2:21.59 (17.68)			
27	 Peddie Nieve	14	 Waverley S...	0.72	2:22.25 <span style="color: green;">-1.95</span> Entry: 2:24.20
	25m: 15.65	50m: 33.01 (17.36)	75m: 50.77 (17.76)		
	100m: 1:09.10 (18.33)	125m: 1:27.59 (18.49)	150m: 1:46.15 (18.56)		
	175m: 2:04.77 (18.62)	200m: 2:22.25 (17.48)			
28	 Gollan Eleanor	14	 Pirates Swi...	0.85	2:22.45 <span style="color: green;">-1.69</span> Entry: 2:24.14
	25m: 16.20	50m: 33.21 (17.01)	75m: 50.66 (17.45)		
	100m: 1:08.82 (18.16)	125m: 1:26.92 (18.10)	150m: 1:45.76 (18.84)		
	175m: 2:04.89 (19.13)	200m: 2:22.45 (17.56)			
29	 Doney Aubrey	14	 Wharenui S...	0.75	2:22.90 <span style="color: red;">+0.98</span> Entry: 2:21.92
	25m: 15.52	50m: 32.38 (16.86)	75m: 50.25 (17.87)		
	100m: 1:08.23 (17.98)	125m: 1:26.71 (18.48)	150m: 1:45.84 (19.13)		
	175m: 2:04.85 (19.01)	200m: 2:22.90 (18.05)			
30	 Lam Ashley	13	 Howick Pak...	0.77	2:23.84 <span style="color: green;">-2.10</span> Entry: 2:25.94

25m: 15.50      50m: 32.74 (17.24)      75m: 50.74 (18.00)  
 100m: 1:09.37 (18.63)      125m: 1:28.06 (18.69)      150m: 1:47.46 (19.40)  
 175m: 2:06.23 (18.77)      200m: 2:23.84 (17.61)

**31**  **Lott Annabelle**      15  **Napier Aqu...**      0.78      **2:24.25 +3.89**  
 Entry: 2:20.36

25m: 15.55      50m: 32.63 (17.08)      75m: 49.95 (17.32)  
 100m: 1:08.21 (18.26)      125m: 1:27.25 (19.04)      150m: 1:46.82 (19.57)  
 175m: 2:05.89 (19.07)      200m: 2:24.25 (18.36)

**32**  **Gilmour Cadence**      15  **Waverley S...**      0.80      **2:24.34 +2.13**  
 Entry: 2:22.21

25m: 15.61      50m: 32.80 (17.19)      75m: 50.47 (17.67)  
 100m: 1:08.80 (18.33)      125m: 1:27.47 (18.67)      150m: 1:47.03 (19.56)  
 175m: 2:06.25 (19.22)      200m: 2:24.34 (18.09)

**33**  **Lichtwark Addison**      13  **Evolution A...**      0.74      **2:24.81 +1.41**  
 Entry: 2:23.40

25m: 15.55      50m: 32.40 (16.85)      75m: 50.41 (18.01)  
 100m: 1:09.17 (18.76)      125m: 1:28.59 (19.42)      150m: 1:48.14 (19.55)  
 175m: 2:06.81 (18.67)      200m: 2:24.81 (18.00)

**34**  **Chitty Sophie**      15  **Wharenui S...**      0.81      **2:24.87 +3.65**  
 Entry: 2:21.22

25m: 15.26      50m: 31.98 (16.72)      75m: 49.58 (17.60)  
 100m: 1:08.04 (18.46)      125m: 1:26.99 (18.95)      150m: 1:46.31 (19.32)  
 175m: 2:05.83 (19.52)      200m: 2:24.87 (19.04)

**35**  **Windley Arliyah**      14  **Palmerston ...**      0.82      **2:25.19 +1.26**  
 Entry: 2:23.93

25m: 15.49      50m: 32.95 (17.46)      75m: 51.08 (18.13)  
 100m: 1:09.63 (18.55)      125m: 1:28.51 (18.88)      150m: 1:47.36 (18.85)  
 175m: 2:06.38 (19.02)      200m: 2:25.19 (18.81)

**36**  **Palmer Janessa**      15  **Papakura S...**      0.84      **2:25.27 +2.16**  
 Entry: 2:23.11

25m: 15.87      50m: 33.34 (17.47)      75m: 51.16 (17.82)  
 100m: 1:09.27 (18.11)      125m: 1:28.01 (18.74)      150m: 1:47.08 (19.07)  
 175m: 2:06.60 (19.52)      200m: 2:25.27 (18.67)

**37**  **Watson Elliot**      15  **Ashburton ...**      0.72      **2:25.52 +4.90**  
 Entry: 2:20.62

25m: 15.82      50m: 33.09 (17.27)      75m: 50.99 (17.90)  
 100m: 1:09.37 (18.38)      125m: 1:28.22 (18.85)      150m: 1:47.58 (19.36)  
 175m: 2:06.75 (19.17)      200m: 2:25.52 (18.77)

**38**  **Sugar Brynn**      13  **Tasman Swi...**      0.81      **2:25.87 +0.65**  
 Entry: 2:25.22

25m: 16.01      50m: 33.46 (17.45)      75m: 51.90 (18.44)  
 100m: 1:10.60 (18.70)      125m: 1:29.65 (19.05)      150m: 1:48.81 (19.16)  
 175m: 2:08.00 (19.19)      200m: 2:25.87 (17.87)

**39**  **Li Joanna**      13  **North Shor...**      0.79      **2:26.80 +2.66**  
 Entry: 2:24.14

25m: 15.11      50m: 32.48 (17.37)      75m: 50.76 (18.28)  
 100m: 1:09.62 (18.86)      125m: 1:29.02 (19.40)      150m: 1:48.41 (19.39)  
 175m: 2:07.91 (19.50)      200m: 2:26.80 (18.89)

**40**  **Ericson Maddie**      13  **Wharenui S...**      0.74      **2:27.33 +1.56**  
 Entry: 2:25.77

25m: 15.45      50m: 33.11 (17.66)      75m: 51.11 (18.00)  
 100m: 1:10.19 (19.08)      125m: 1:29.65 (19.46)      150m: 1:49.28 (19.63)

175m: 2:08.73 (19.45)

200m: 2:27.33 (18.60)

41



Bavihal Mana

14



Roskill Swi...

0.75

2:29.82 +6.13

Entry: 2:23.69

25m: 15.72

50m: 33.04 (17.32)

75m: 51.53 (18.49)

100m: 1:10.70 (19.17)

125m: 1:30.29 (19.59)

150m: 1:50.49 (20.20)

175m: 2:10.61 (20.12)

200m: 2:29.82 (19.21)